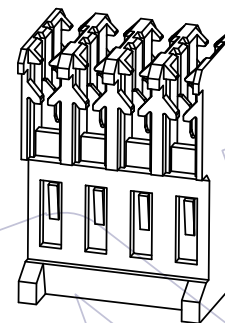
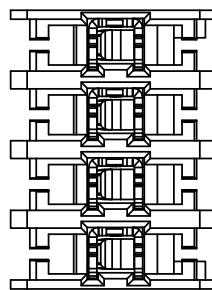


HSF

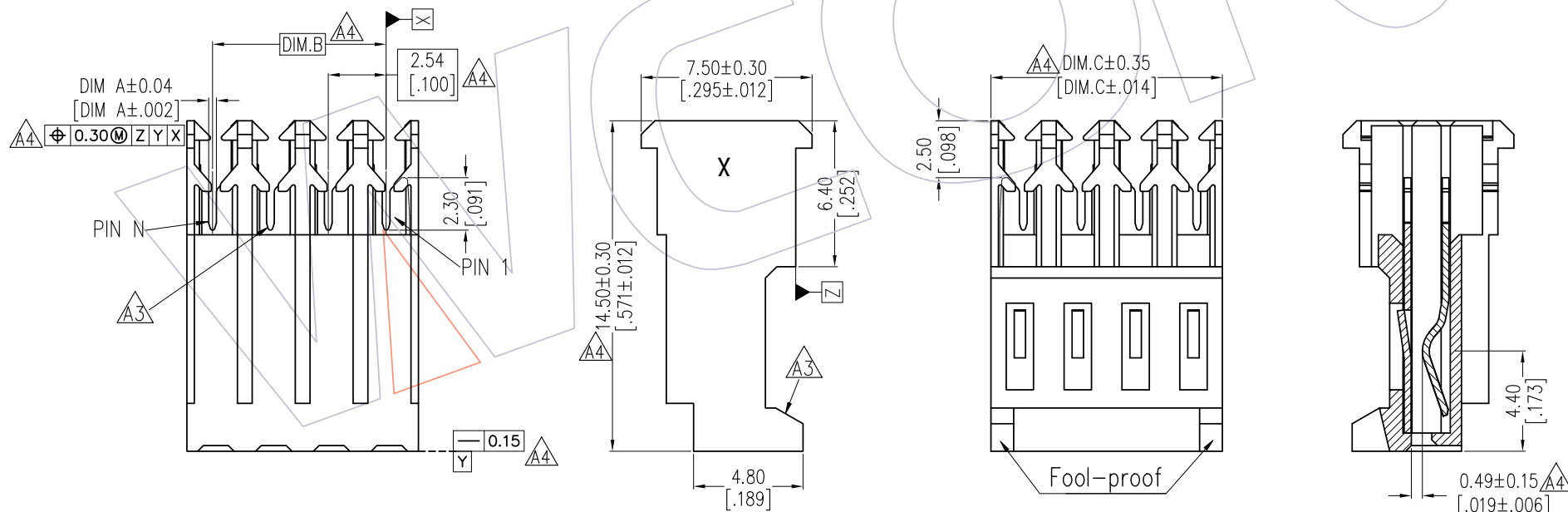
NOTES:

Current Rating: 3.0~4.0AMP
 Voltage Rating: 300V AC
 Contact Resistance: 10mΩ Max
 Withstand Voltage: 750V AC/DC/Minute
 Insulation Resistance: 1000MΩ Min
 Operation Temperature: -55℃ to +105℃

Contact Material: Copsy Alloy
 Contact plating: See Ordering Information
 Insulator Material: PA66 UL94V-2



3D VIEW



REV	DATE	MODIFICATION DESCRIPTION	CHANGE	DIM	TOL	APPROVE	DATE	PROJ.	SHEET	SCALE	FIT	PART NO.	TITLE:
A4	2020.06.28	Modify Dimension Control Mode	Andrey	OPERATION		DRAW	2020.06.28		1/2	A4		WF2545-XXHITXXXT01	2.54mm Wafer CONN, IDC Type
A3	2020.04.25	Modify Terminal Slot And Fool-Proof Spec	Andrey	x.x	± 0.40	Andrey							Through Out Type, W/T Fool-proof
A2	2020.03.10	Modify P/N	XSR	x.xx	± 0.25	CHECK							Customer NO.
A0	2016.10.20	NEW	Ding	x.xxx	± 0.15								
				Angle	$\pm 3^\circ$	APPROVE							

WCON
 Http: www.wcon.com

WCON-Dongguan
 Tel: +86 769 85358920
 Fax: +86 769 85358915
 E-mail: sales@wcon.com

WCON-Kunshan
 Tel: +86 512 57468408
 Fax: +86 512 57468468
 E-mail: salesks@wcon.com

HSF

Ordering Information [△]

WF 2545- XX HI T XX X XX T 0 1

Company Code

Product Series Code
254= 2.54mm Pitch
5= Fifth series

Wire Size
28=28AWG
26=26AWG
24=24AWG
22=22AWG

Type
IDC Type

Type of Assemble Cable
T=Through Out Type

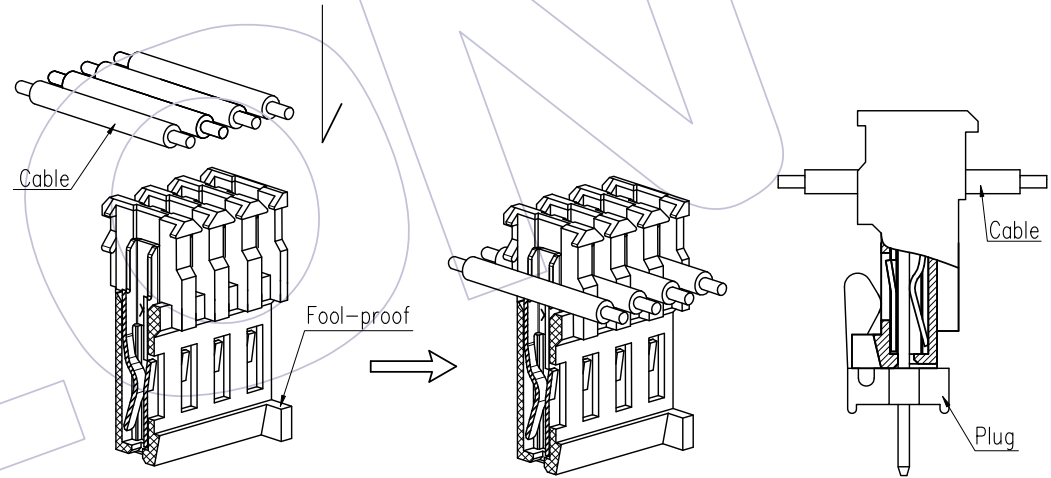
No. of Pins
02P-30P

Series No.
1:W/T Fool-proof
Packing
0=PE Bag
Color
T= Natural

Contact Plating
Blank: Full Bright Tin
100u"Min Plated Overall

Contact Material
B=Brass
P=Phosphor bronze

FEMALE ASSEMBLY	ADAPTATION MALE ASSEMBLY	
WF2545-XXHITXXXT01	WF2541-WRXXEOX	WF2544-WSXXWOX
	WF2541-WRHXXTOX	WF2544-WRXXWOX
	WF2541-WSXXEOX	WF2546-WRXXWOX
		WF2546-WSXXWOX



[△] BEFORE ASSEMBLE CABLE

AFTER ASSEMBLE CABLE

MATING

11P	25.40	27.94	21P	50.80	53.34			
10P	22.86	25.40	20P	48.26	50.80	30P	73.66	76.20
9P	20.32	22.86	19P	45.72	48.26	29P	71.12	73.66
8P	17.78	20.32	18P	43.18	45.72	28P	68.58	71.12
7P	15.24	17.78	17P	40.64	43.18	27P	66.04	68.58
6P	12.70	15.24	16P	38.10	40.64	26P	63.50	66.04
5P	10.16	12.70	15P	35.56	38.10	25P	60.96	63.50
4P	7.62	10.16	14P	33.02	35.56	24P	58.42	60.96
3P	5.08	7.62	13P	30.48	33.02	23P	55.88	58.42
2P	2.54	5.08	12P	27.94	30.48	22P	53.34	55.88
PIN	DIM.B	DIM.C	PIN	DIM.B	DIM.C	PIN	DIM.B	DIM.C

Old Part NO.	New Part NO.	Wire Size:AWG(mm ²)	DIM.A	CONN. Stripe Color	Current Rating:AMPS
	WF2545-28HITXXBT01	28AWG(0.08-0.09)	0.20	GREEN	3.0
WF2545B-HIXXW01	WF2545-26HITXXBT01	26AWG(0.12-0.15)	0.28	BLUE	3.3
WF2545B-HIXXW02	WF2545-24HITXXBT01	24AWG(0.2)	0.34	BLACK	3.5
WF2545B-HIXXW03	WF2545-22HITXXPT01	22AWG(0.3-0.4)	0.48	RED	4.0

REV	DATE	MODIFICATION DESCRIPTION	CHANGE	OPERATION	DRAW	DATE	SCALE	FIT	PART NO.
A4	2020.06.28	Modify Dimension Control Mode	Andrey	x.x	Andrey	2020.06.28	UNIT	mm	WF2545-XXHITXXXT01
A3	2020.04.25	Modify Terminal Slot And Fool-Proof Spec	Andrey	x.xx	CHECK	DATE	SIZE	A4	TITLE:
A2	2020.03.10	Modify P/N	XSR	x.xxx	APPROVE	DATE	SHEET	2/2	2.54mm Wafer CONN, IDC Type
A0	2016.10.20	NEW	Ding	Angle			PROJ.	Customer NO.	
				± 0.40					
				± 0.25					
				± 0.15					
				± 3°					
				DIM					
				TOL					

WCON
Http: www.wcon.com

WCON-Dongguan Tel: +86 769 85358920 Fax: +86 769 85358915 E-mail: sales@wcon.com	WCON-Kunshan Tel: +86 512 57468408 Fax: +86 512 57468468 E-mail: salesks@wcon.com
---	--