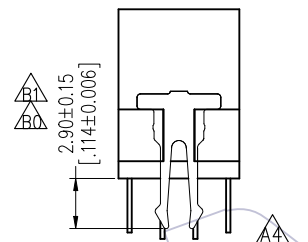
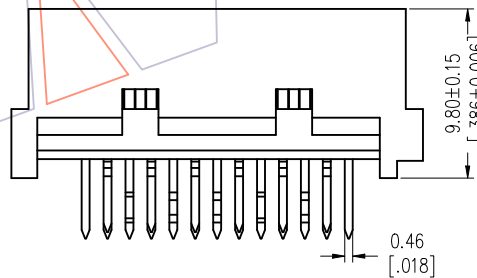
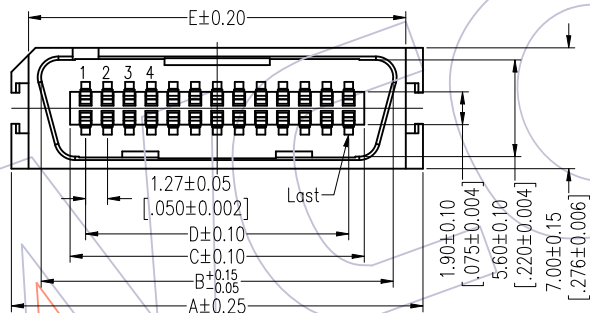
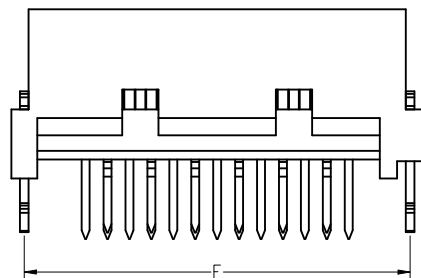
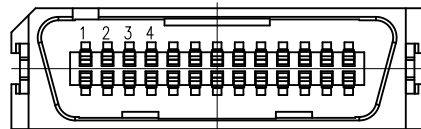


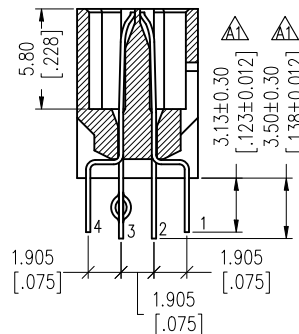
HSF

NOTES:
 Rated Current: 0.5AMP
 Contact Resistance: 35mΩ max
 Withstand Voltage: 500V AC/DC
 Insulation Resistance: 500MΩ min
 Operation Temperature: -40°C to +125°C

Contact Material: Phosphor Bronze
 Contact Plating: Au and Sn Over Ni
 Insulator Material: PBT+30%G.F UL94V-0



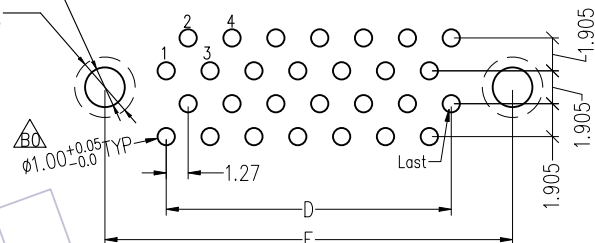
With Board Lock Pin



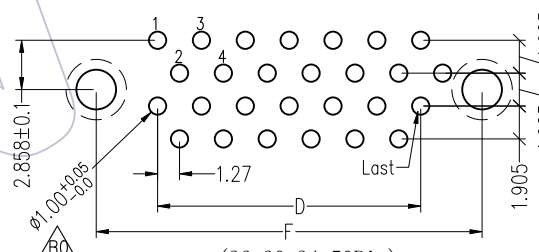
Without Board Lock Pin

2- $\phi 2.30 \pm 0.05$ Hole
 $\phi 3.50$ Land
 Soldering Side

Recommended P.C.B Layout (Top Side)
 (PCB BOARD TOLERANCE ± 0.05)



(20, 40, 60, 68, 80, 100, 120Pin)



(26, 30, 34, 50Pin)

Ordering Information

6320D-XXX SD S1 PX T 01

No. of Pins Contact Plating Type Packing
 S1=3u"Gold/Tin N:Without Board Lock Pin T=Tube
 S2=5u"Gold/Tin W:With Board Lock Pin

No. of Pins	Dimension					
	A	B	C	D	E	F
20	20.03	16.58	13.23	11.43	18.04	18.54
26	23.84	20.39	17.04	15.24	21.85	22.35
30	26.38	22.93	19.58	17.78	24.39	24.89
34	28.92	25.47	22.12	20.32	26.93	27.43
40	32.73	29.28	25.93	24.13	30.74	31.24
50	39.08	35.63	32.28	30.48	37.09	37.59
60	45.43	41.98	38.63	36.83	43.44	43.94
68	50.51	47.06	43.71	41.91	48.52	49.02
80	58.13	54.68	51.33	49.53	56.14	56.64
100	70.83	67.38	64.03	62.23	68.84	69.34
120	83.53	80.08	76.73	74.93	81.54	82.04

REV	DATE	MODIFICATION DESCRIPTION	CHANGE	OPERATION	DRAW	DATE	SCALE	FIT	PART NO.
B1	2022/03/07	Adjust the size	---	GH	2022.03.07	mm	UNIT	mm	6320D-XXXSDSXPXT01
B0	2012/04/28	Change PCB Layout Dimension, Add 3.10±0.15	---	±0.40	CHECK	DATE	SIZE	A4	TITLE: 1.27mm SCSI PLUG 180°
A5	2012/02/16	Change Plastic Structure Size	---	±0.25	APPROVE	DATE	SHEET	1/1	Customer NO.
A0	2010/03/27	NEW	---	±0.15			PROJ.		
				Angle ± 3°					
				DIM TOL					

WCON

Http: www.wcon.com

WCON-Dongguan WCON-Kunshan
 Tel: +86 769 85358920 Tel: +86 512 57468408
 Fax: +86 769 85358915 Fax: +86 512 57468468
 E-mail: sales@wcon.com E-mail: Salesks@wcon.com