

# HSF

**NOTE:**

**1.MATERIAL:**

- 1.1 INSULATOR: LCP+30%G.F, UL94V-0; BLACK.
- 1.2 CAP: LCP+30%G.F, UL94V-0; BLACK.
- 1.3 CONTACT: PHOSPHOR BRONZE.
- 1.4 MOUNTING EAR: PHOSPHOR BRONZE.

**2.FINISH:**

- 2.1 CONTACT: 3u" OR 5u" MIN. GOLD PLATED IN CONTACT AREA  
80u" MIN. TIN PLATED IN SOLDER AREA  
50u" MIN. NICKEL UNDERPLATED OVERALL.
- 2.2 MOUNTING EAR: 100u" MIN. TIN PLATED OVER  
50u" MIN. NICKEL UNDERPLATED OVERALL.

**3.ELECTRICAL CHARACTERISTICS**

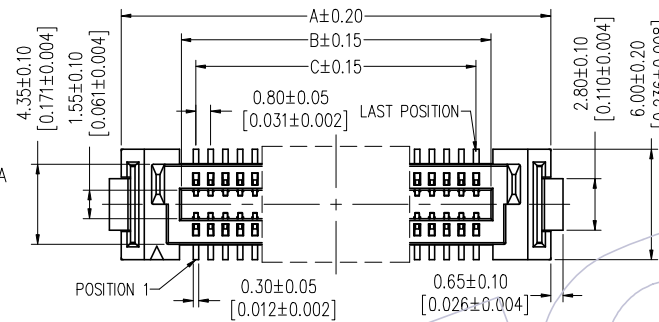
- 3.1 CURRENT RATING: 0.5A.
- 3.2 CONTACT RESISTANCE: 65mΩ MAX.
- 3.3 INSULATION RESISTANCE: 1000MΩ MIN DC500V.
- 3.4 DIELECTRIC WITHSTANDING VOLTAGE: 250V AC PER MINUTE.
- 3.5 OPERATING TEMPERATURE: -40°C ~ +105°C.
- 3.6 OPERATING: 100 CYCLES MIN.
- 3.7 INSERTION FORCE: 90g MAX. Per PIN Pair.
- 3.8 WITHDRAWAL FORCE: 10g MIN. Per PIN Pair.
- 3.9 CONTACT RETENTION FORCE: 250g MIN. PER CONTACT
- 3.10 STORAGE TEMPERATURE: -10°C ~ +40°C.

Flatness: <80Pins The "M" Is 0.10mm MAX  
 ≥80Pins The "M" Is 0.15mm MAX

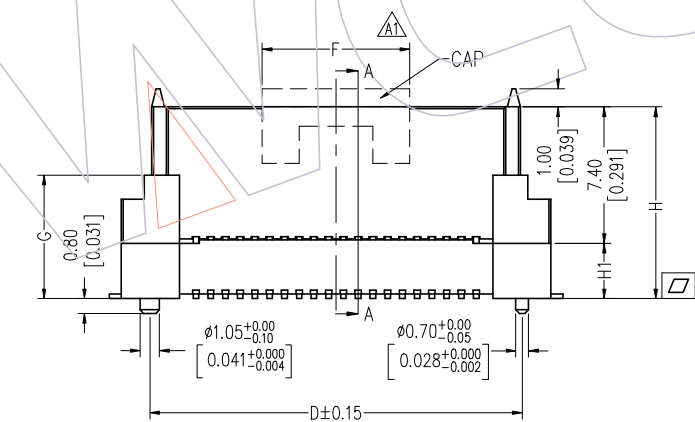
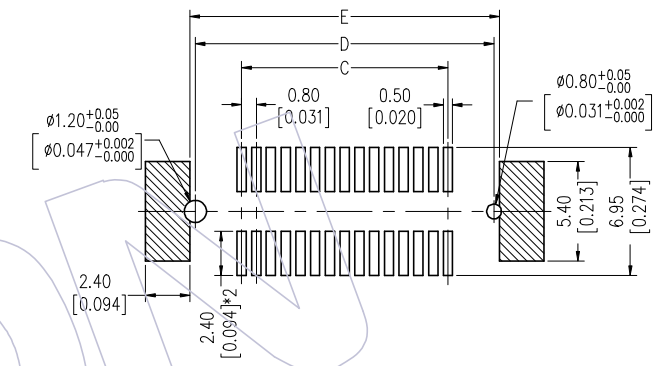
## Ordering Information

3614- S XXX - XXX XX R 02

No.of Pins    High "H"    Contact Plating    Packing  
 S1=3u"Gold/Tin    R=Tape&Reel+CAP  
 S2=5u"Gold/Tin



Recommended P.C.B Layout(Top Side)  
 (PCB BOARD TOLERANCE±0.05)



CAP PART NO.	Dimension		Applicable Pins
	F		
CAP3614-G202	8.00		20~30
CAP3614-G203	16.00		40~50
CAP3614-G204	24.00		60~70
CAP3614-G205	32.00		80~90
CAP3614-G206	40.00		100~110~120

No. of Pins	Dimension				
	A	B	C	D	E
20	15.30	8.80	7.20	12.20	12.80
30	19.30	12.80	11.20	16.20	16.80
40	23.30	16.80	15.20	20.20	20.80
50	27.30	20.80	19.20	24.20	24.80
60	31.30	24.80	23.20	28.20	28.80
80	39.30	32.80	31.20	36.20	36.80
100	47.30	40.80	39.20	44.20	44.80
120	55.30	48.80	47.20	52.20	52.80
160	71.30	64.80	63.20	68.20	68.80

Dim H	Dim G (+0.0/-0.40)	Dim H1
7.40	4.00	---
10.40	7.00	3.00
11.40	8.00	4.00
12.40	9.00	5.00
13.40	10.00	6.00

REV	DATE	MODIFICATION DESCRIPTION	CHANGE	OPERATION	DRAW	DATE	SCALE	FIT	PART NO.
A3	2018/05/24	MODIFY	△	OPERATION	Ding	2018/05/24	UNIT	mm	3614-SXXX-XXXXR02
A2	2017/02/14	ADD CAP	△	X.X ±0.40	CHECK	DATE	inch	mm	
A1	2016/10/11	更改CAP的长度	△	X.XX ±0.25	APPROVE	DATE	SIZE	A4	TITLE: 0.80mm BTB FEMALE "D" TYPE 180° SMT (W/O BUMP)
A0	2014/09/18	NEW	—	X.XXX ±0.15			SHEET	1/1	Customer NO.
				Angle ± 3'			PROJ.		

**WCON**  
 Http: www.wcon.com

WCON-Dongguan      WCON-Kunshan  
 Tel: +86 769 85358920      Tel: +86 512 57468408  
 Fax: +86 769 85358915      Fax: +86 512 57468468  
 E-mail: sales@wcon.com      E-mail: sales@wcon.com