HSF

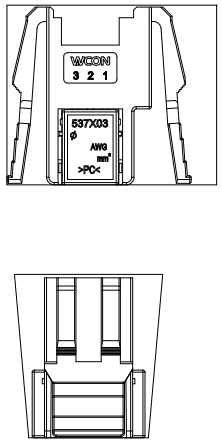

产品放置示意图



No. 1

产品装入真空盒内

真空盒规格:SB-128AB(265*165*26.9mm)



No. 2

盖上盒盖

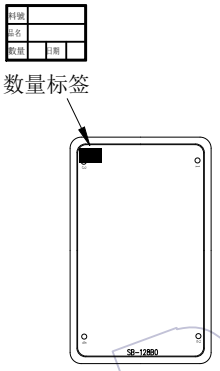

No. 3

贴标签于真空盒左上角

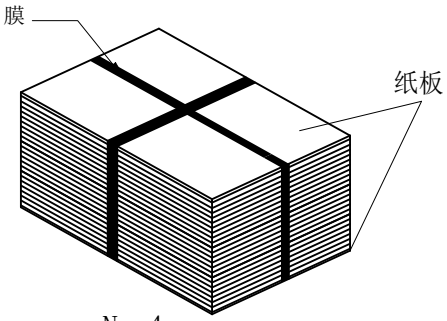

No. 4

13盒为一扎,上下各放一块纸护板

再用PE膜缠绕成十字形

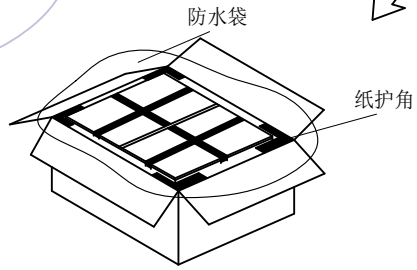

No. 5

纸箱内需套防水袋PE-10,再将真空盒装入纸箱,(2扎/箱)

加一包干燥剂后密封，四周各放置一个纸护角CTN-J022

纸箱规格:CTN-03K(35.5*28.5*35cm)

贴外箱标签及ROHS标签

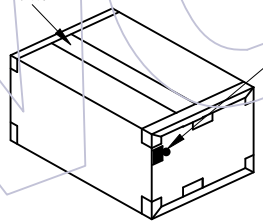

No. 6

封箱及贴标签于纸箱侧面的左上角

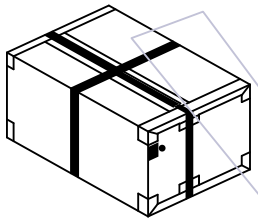

No. 7

打包装带

说明:

1. 产品如图所示型态放入真空盒
2. 注意各标签样式.位置及方向的一致性;
3. 打外箱包装带时需注意，打为十字型.

PIN	PCS/Tray	PCS/箱
3P	35	910
4P	35	910

变更记事												
						零件图		颜色 COLOR		SCALE	fit	WCON ELECTRONICS (GUANGDONG) CO.,LTD
						X.	±0.50	材质 MATERIAL		UNIT	mm	
						X.X	±0.20					
						X.XX	±0.10	设计 DESING	苏 珊 2022/08/04	SIZE	A4	
						X.XXX	±0.05					
A0	2022/08/04	NEW				Angle		审核 CHECK		SHEET	1/1	料号 PART NO. 5373-2XXXXXXXWAXXX
						X.	±2°	核准 APPROVE				
版次 REV	日期 DATE	变更说明 MODIFICATION DESCRIPTION	变更 CHANGE	核准 APPROVE		DIM	TOL			PROJ.		品名 TITLE: 2.00mm微型压接连接器线端母头,带锁扣 包装规范