

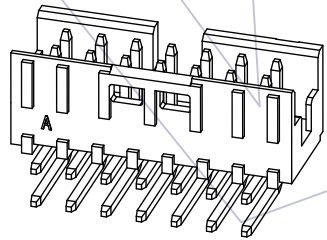
HSF

NOTES:

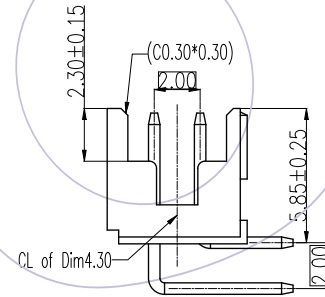
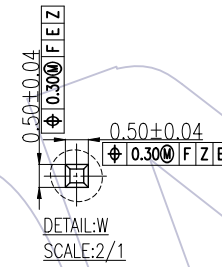
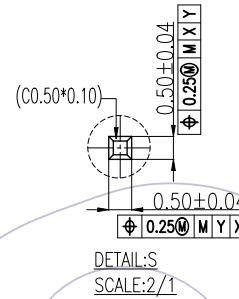
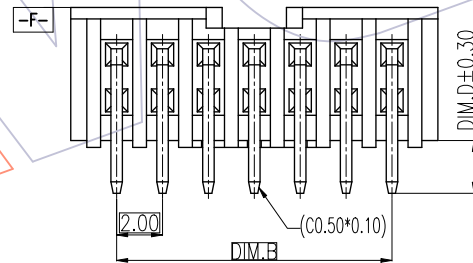
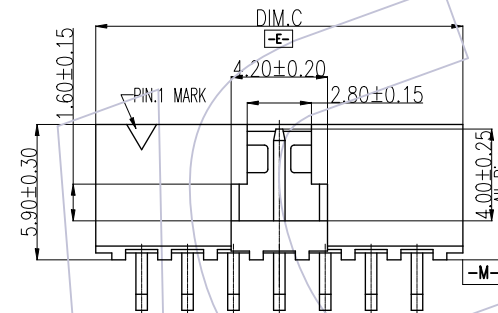
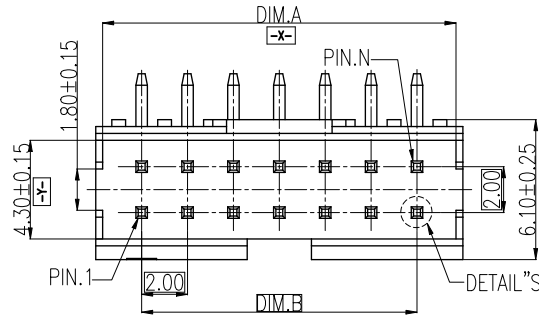
Current Rating:2A-Max.
 (Two by one contact energized,
 AT 30°C Rise, Room Temp21.0°C)
 Voltage Rating:200V/AC
 Contact Resistance:20mΩ Max.
 Withstand Voltage:650V AC For 1Minute
 Insulation Resistance:1000MΩ Min.
 Operation Temperature:-55°C to +125°C

Insulator Material:PA9T,G.F,UL94V-0,
 Black or Nature
 Contact Material:Copper Alloy
 Contact plating:
 Contact Area: XX u",Solder Area: 80u" Matte Tin Min.
 Over 50u" Nickel

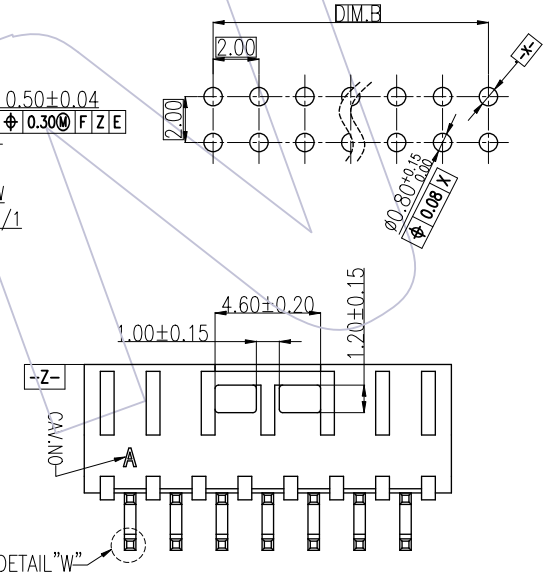
Recommended Process:
 IR Stove,Peak temperature:260±5°C



3D VIEW



Recommended P.C.B Layout(Top Side)
 (PCB_BOARD TOLERANCE±0.05)
 PCB BOARD THICKNESS:1.6~2.0



Ordering Information

31 22B- XX R XX X K00 X X
 Box Header—
 2.00mm F Type
 PIN NO.:
 04=2*2
 06=2*3
 50=2*25
 R=90°DIP
 Terminal Plated:
 W0:Sel 1U" AU/Matte Tin
 W3:Sel 10U" AU/Matte Tin
 W4:Sel 15U" AU/Matte Tin
 W5:Sel 30U" AU/Matte Tin
 SM: Matte Tin
 Tail Length Code(DIM.D):
 1=2.00, 2=2.50
 Packing:
 T=Tube (W/O CAP)
 K00=ALL PIN
 Color:
 B=Black
 N=Nature

变更
记录

A0	2022/02/20	初版发行	杨盼盼	赵世志	工程图 ENGINEERING	绘图 DRAW	杨盼盼	2022/02/20	SCALE	1:1	 WCON ELECTRONICS (GUANGDONG) CO., LTD.
	版次 REV	日期 DATE	变更说明 MODIFICATION DESCRIPTION	变更 CHANGE	核准 APPROVE	设计 DESIGN			UNIT	mm	
						X.X ±0.30	审核 CHECK		SIZE	A4	
						X.XX ±0.20	核准 APPROVE		SHEET	1/2	
						X.XXX ±0.10	品名 TITLE:		料号 PART NO.	3122B-XXRXXXK00XX	
					Angle ± 2'	品名 TITLE:		品名 TITLE:	2.0mm Box Header R/A DIP H=5.90mm F type W/T Lock		
					DIM TOL			PROJ.			