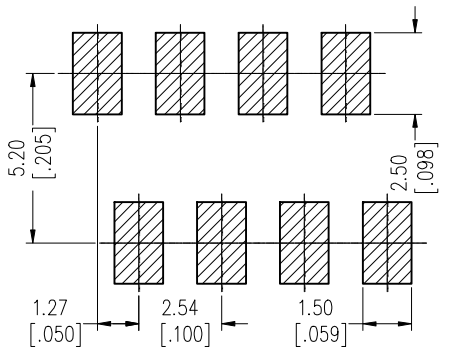
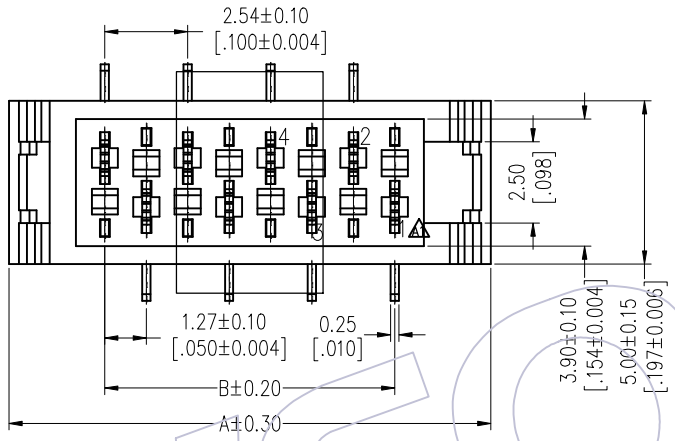


HSF

NOTES:
 Current Rating: 1.0AMP
 Contact Resistance: 20mΩ Max
 Withstand Voltage: 500V AC/DC
 Insulation Resistance: 1000MΩ Min
 Operation Temperature: -40°C to +105°C

Contact Material: Phosphor Bronze
 Contact plating: Sn Over Ni
 Insulator Material: PA46+30%G.F UL94V-0

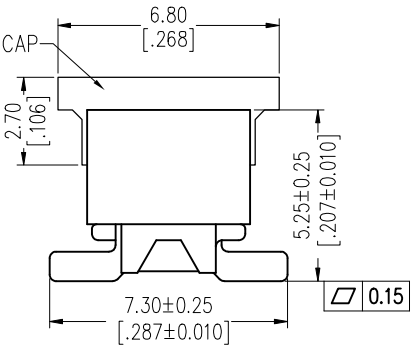
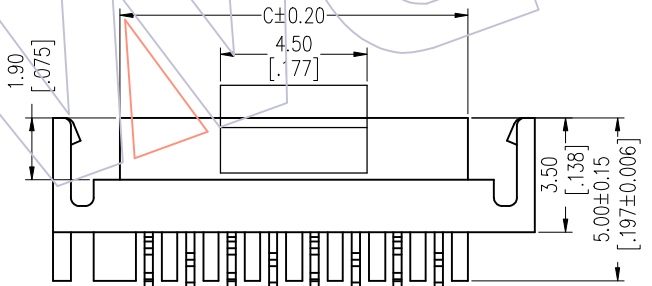
Recommended P.C.B Layout(Top Side)
 (PCB BOARD TOLERANCE ±0.05)



Ordering Information

3900-XX FM SN E W X 01

No. of Pins	Contact Plating	Insulator Material	Packing
04P 12P	SN= Tin	E=PA46	T=Tube
06P 14P			P=Tube+CAP
08P 16P			R=Tape&Reel+CAP
10P 18P			
20P			
22P			
24P			
26P			



Specification & Ordering Information:

Pin数	料号	尺寸		
		A	B	C
04	3900-04FMSNEWX01	9.70	3.81	5.60
06	3900-06FMSNEWX01	12.24	6.35	8.14
08	3900-08FMSNEWX01	14.78	8.89	10.68
10	3900-10FMSNEWX01	17.32	11.43	13.22
12	3900-12FMSNEWX01	19.86	13.97	15.76
14	3900-14FMSNEWX01	22.40	16.51	18.30
16	3900-16FMSNEWX01	24.94	19.05	20.84
18	3900-18FMSNEWX01	27.48	21.59	23.38
20	3900-20FMSNEWX01	30.02	24.13	25.92
22	3900-22FMSNEWX01	32.56	26.67	28.46
24	3900-24FMSNEWX01	35.10	29.21	31.00
26	3900-26FMSNEWX01	37.64	31.75	33.54

REV	DATE	MODIFICATION DESCRIPTION	CHANGE	OPERATION	DRAW	DATE	SCALE	FIT	PART NO.
A4	2020/08/15	Add 22,24,26PIN	△	DuYing	OPERATION	2020/08/15	UNIT	mm	SEE TAB
A3	2014/05/28	Micro Match --Mini Match	△ △	Ding	x.x ±0.40		SIZE	A4	TITLE:
A1	2014/04/02	MODIFY	△	-----	x.xx ±0.25		SHEET	1/1	1.27mm MRC Connector Socket
A0	2012/10/11	NEW	-----	-----	x.xxx ±0.15		PROJ.	④	△ △ △ 180° SMT With Latch
				Angle ± 3°	APPROVE	DATE			Customer NO.
				DIM TOL					

WCON

Http: www.wcon.com

WCON-Dongguan
 Tel: +86 769 85358920
 Fax: +86 769 85358915
 E-mail: sales@wcon.com

WCON-Kunshan
 Tel: +86 512 57468408
 Fax: +86 512 57468468
 E-mail: salesks@wcon.com