

HSF

SPECIFICATIONS:

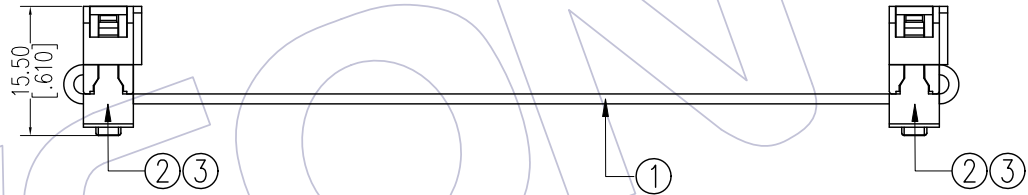
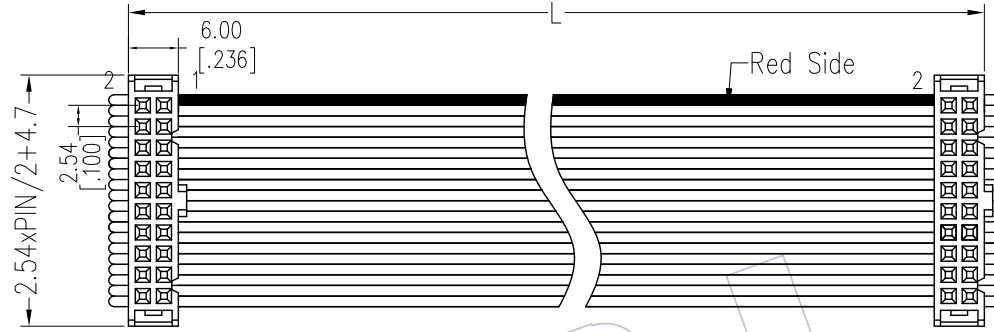
Contact Resistance: 1Ω Max.
 Insulation Resistance: 5MΩ Min.
 Withstand Voltage: 300V DC,10s
 The Cable Assembly Must 100% Test
CABLE:
 Insulator: UL 2651, Grey Red Side
 Contact: 28AWG(7/0.12mm)

IDC:

Insulator Material: PBT+30%G.F UL94V-0
 Contact Material: Brass
 Contact Plating: Au over Ni

P1

P2



Ordering Information

FA12 - XX XX A A X XXX - 42

No. OF Pins
06~64p

Contact Plating:
 G0=Gold Flash
 G3=10u"Gold
 G4=15u"Gold
 G5=30u"Gold

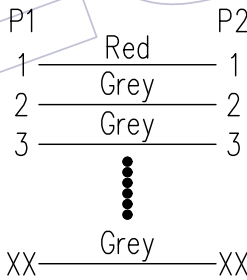
Connector Direction:
 A=Same Direction

Connector Color:
 B=Black
 G=Grey 427C

Length of Line(mm)

S0=Sel. Gold Flash/Ni
 S3=Sel. 10u"Gold/Ni
 S4=Sel. 15u"Gold/Ni
 S5=Sel. 30u"Gold/Ni
 SN=Tin

CONNECT METHOD



LENGTH	TOLERANCE
≤100	±5
101~1000	±10
1001~3000	±20
3001~	± Lx1%

NO.	PART NO.	NAME	TITLE	QT'Y	UNIT
③	G5210-XXDX01	SR	2.54 IDC SR,XXP,PBT BK/GREY	2	PCS
②	5211-XXDBXXXW01	CONN.	2.54 IDC Socket,XXP,Double Contact,W/T Bump,PBT BK/GREY,Xu" Au/Ni	2	PCS
①	F1U-C28GXXD0-XXXX-X	WIRE	1.27 Flat Cable,XXP,PVC Grey,Red Side,UL2651,28AWG(7/0.12)	XXX	MM

REV	DATE	MODIFICATION DESCRIPTION	CHANGE	OPERATION	DRAW	DATE	SCALE	Fit	PART NO.
AO	2020/10/12	NEW	-----	x.x ±0.40	XSR	2020/10/12	UNIT	mm [inch]	FA12-XXXXAAXXXX-42
				x.xx ±0.25	CHECK	DATE	SIZE	A4	TITLE:
				x.xxx ±0.15	APPROVE	DATE	SHEET	1/1	2.54mm IDC+SR Drawing
				Angle ± 3°			PROJ.	⊕	Customer NO.
				DIM TOL					

WCON

Http: www.wcon.com

WCON-Dongguan Tel: +86 769 85358920 Fax: +86 769 85358915 E-mail: sales@wcon.com
 WCON-Kunshan Tel: +86 512 57468408 Fax: +86 512 57468468 E-mail: salesks@wcon.com