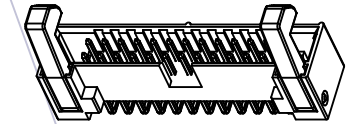
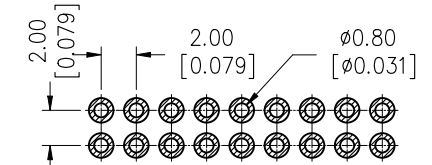
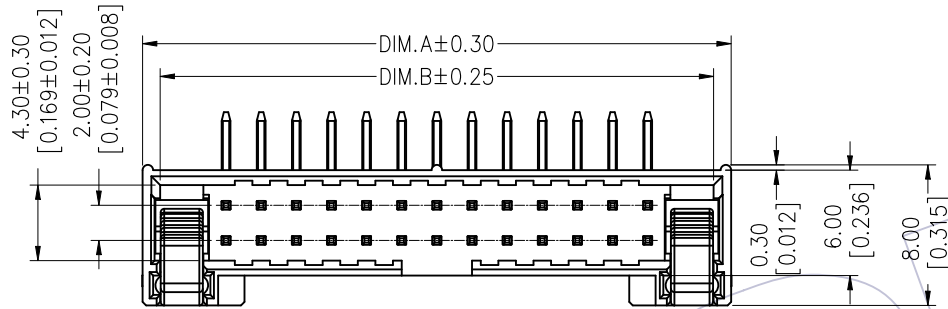


NOTES:
 Rated Current:1.0AMP
 Contact Resistance:20mΩ max
 Withstand Voltage:500V AC/DC
 Insulation Resistance:1000MΩ min
 Operation Temperature:-40℃ to +105℃

Housing Material:PA9T+33%GF(UL94V-0)
 Latch Material:PA9T+33%GF(UL94V-0)
 Contact Material:Brass
 Contact plating:Au or Sn over Ni Plated
 Fixed Axle Material:Brass
 Fixed Axle plating:Ni Plated

Recommended P.C.B Layout (Top Side)
 (PCB BOARD TOLERANCE ±0.05)

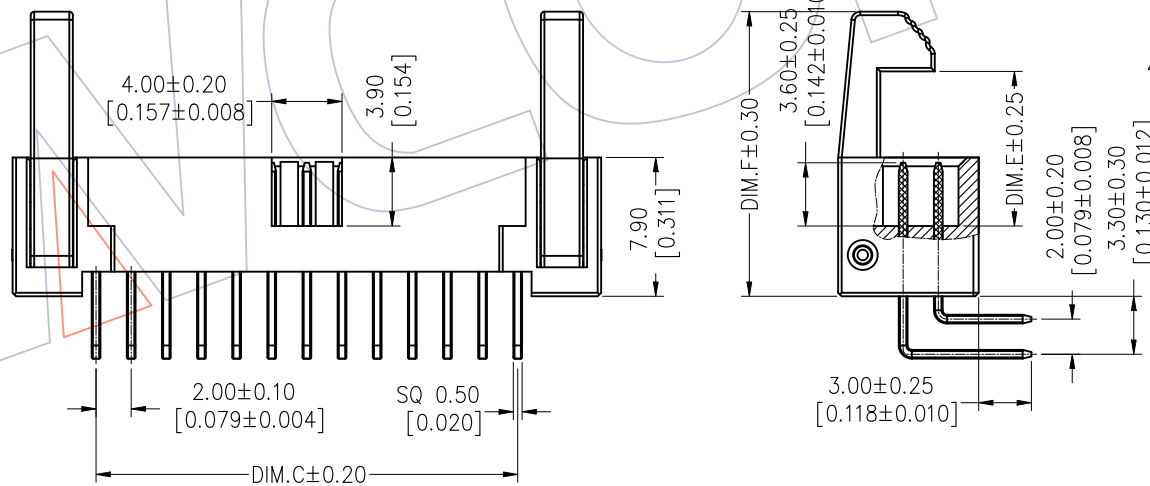


3D VIEW(REF.)
 SCALE 1:2

Ordering Information

3223 - XX R XX B X X 1

No. of Pins	Contact Plating	Insulator Color	Latch Type	Packing
10 30	G0=Gold Flash	B=Black	L=Long Latch	T=Tube
12 34	G3=10u"Gold		S=Short Latch	A=Tray
14 40	G4=15u"Gold			
16 44	G5=30u"Gold			
20 48	S0=Gold Flash/Tin			
22 50	S3=10u"Gold/Tin			
24 68	S4=15u"Gold/Tin			
26	S5=30u"Gold/Tin			
	SN=Tin			



PART NO.	DIM.E	DIM.F
3223-XXRXXBLX1	13.10	20.50
3223-XXRXXBSX1	8.80	16.20

No. Of POSITION	DIM.A	DIM.B	DIM.C
10	17.50	15.50	8.00
12	19.50	17.50	10.00
14	21.50	19.50	12.00
16	23.50	21.50	14.00
20	27.50	25.50	18.00
22	29.50	27.50	20.00
24	31.50	29.50	22.00
26	33.50	31.50	24.00
30	37.50	35.50	28.00
34	41.50	39.50	32.00
40	47.50	45.50	38.00
44	51.50	49.50	42.00
48	55.50	53.50	46.00
50	57.50	55.50	48.00
68	75.50	73.50	66.00

REV	DATE	MODIFICATION DESCRIPTION	CHANGE	OPERATION	DRAW	DATE	SCALE	FIT	PART NO.
A2	2019/04/30	MODIFY	---	X.X ±0.40	Ding	2019/04/30	mm		3223-XXRXXBXX1
A1	2016/01/11	MODIFY DRAWING	---	X.XX ±0.25	CHECK	DATE	inch		TITLE: 2.00 EJECTOR HEADER R/A
A0	2013/11/04	NEW	---	X.XXX ±0.15	APPROVE	DATE	A4		Customer NO.
				Angle ± 3°			1/1		
				DIM TOL			PROJ.		

WCON

Http: www.wcon.com

WCON-Dongguan WCON-Kunshan
 Tel: +86 769 85358920 Tel: +86 512 57468408
 Fax: +86 769 85358915 Fax: +86 512 57468468
 E-mail: sales@wcon.com E-mail: salesks@wcon.com