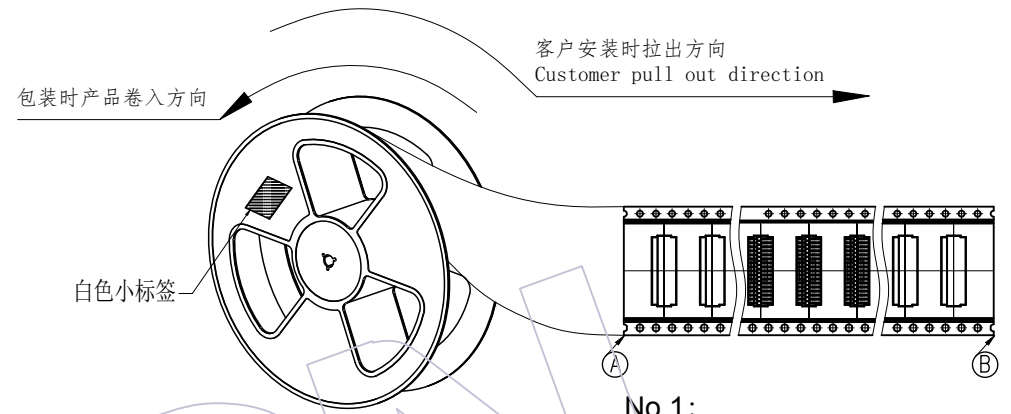
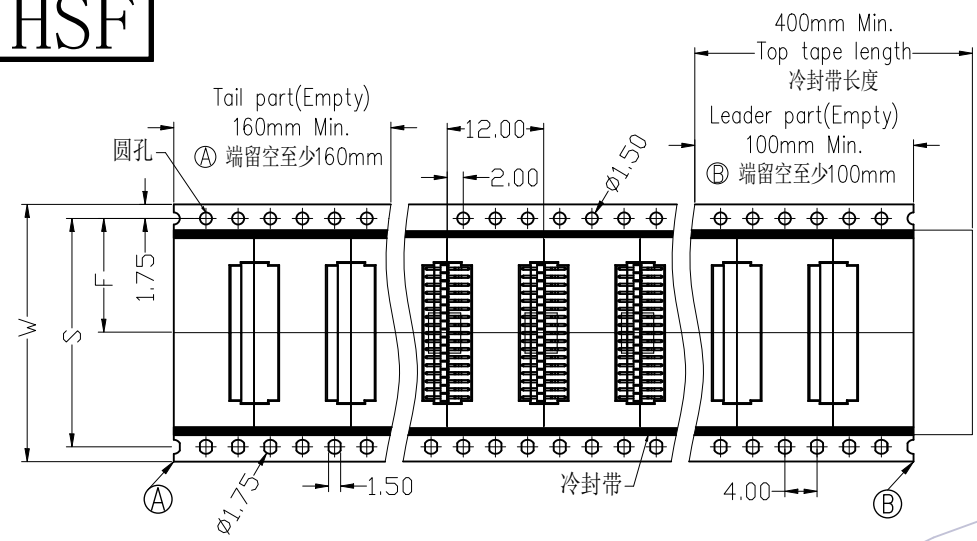
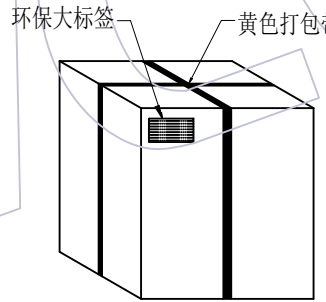


HSF



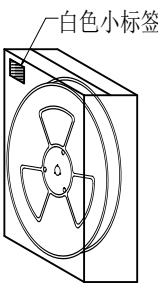
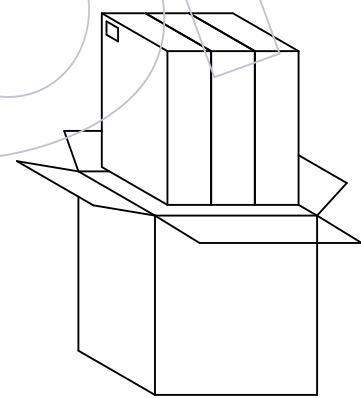
No.1:
产品包装前,注意载带要留空160mm以上
将产品放入载带凹槽后,用盖带封装,
注意:盖带与承载带的拉力30g-120g

2*Pin	载带料号	W	S	F	PCS/Reel	PCS/内箱	PCS/外箱
2P	TR1510-M1002Z02201	16.0±0.30	/	7.50±0.15	2050	8200	24600
3P	TR1510-M1003Z02201	16.0±0.30	/	7.50±0.15	2050	8200	24600
4P	TR1510-M1004Z02201	16.0±0.30	/	7.50±0.15	2050	8200	24600
5P	TR1510-M1005Z02201	16.0±0.30	/	7.50±0.15	2050	8200	24600
6P	TR1510-M1006Z02201	16.0±0.30	/	7.50±0.15	2050	8200	24600
7P	TR1510-M1007Z02201	16.0±0.30	/	7.50±0.15	2050	8200	24600
8P	TR1510-M1008Z02201	16.0±0.30	/	7.50±0.15	2050	8200	24600
9P	TR1510-M1009Z02201	24.0±0.30	/	11.50±0.15	2050	6150	18450
10P	TR1510-M1010Z02201	24.0±0.30	/	11.50±0.15	2050	6150	18450
11P	TR1510-M1011Z02201	24.0±0.30	/	11.50±0.15	2050	6150	18450
12P	TR1510-M1012Z02201	24.0±0.30	/	11.50±0.15	2050	6150	18450
13P	TR1510-M1013Z02201	24.0±0.30	/	11.50±0.15	2050	6150	18450
14P	TR1510-M1014Z02201	24.0±0.30	/	11.50±0.15	2050	6150	18450
15P	TR1510-M1015Z02201	24.0±0.30	/	11.50±0.15	2050	6150	18450
16P	TR1510-M1016Z02201	24.0±0.30	/	11.50±0.15	2050	6150	18450
17P	TR1510-M1017Z02201	32.0±0.30	28.40±0.10	12.20±0.15	2050	4100	12300
18P	TR1510-M1018Z02201	32.0±0.30	28.40±0.10	12.20±0.15	2050	4100	12300
19P	TR1510-M1019Z02201	32.0±0.30	28.40±0.10	12.20±0.15	2050	4100	12300
20P	TR1510-M1020Z02201	32.0±0.30	28.40±0.10	12.20±0.15	2050	4100	12300
21P	TR1510-M1021Z02201	32.0±0.30	28.40±0.10	12.20±0.15	2050	4100	12300
22P	TR1510-M1022Z02201	44.0±0.30	40.40±0.10	20.20±0.15	2050	4100	12300
23P	TR1510-M1023Z02201	44.0±0.30	40.40±0.10	20.20±0.15	2050	4100	12300
24P	TR1510-M1024Z02201	44.0±0.30	40.40±0.10	20.20±0.15	2050	4100	12300
25P	TR1510-M1025Z02201	44.0±0.30	40.40±0.10	20.20±0.15	2050	4100	12300
30P	TR1510-M1030Z02201	44.0±0.30	40.40±0.10	20.20±0.15	2050	4100	12300
40P	TR1510-M1040Z02201	56.0±0.30	52.40±0.10	26.20±0.15	2050	2050	6150
50P	TR1510-M1050Z02201	72.0±0.30	68.40±0.10	34.20±0.15	2050	2050	6150



外箱: CTN-18K

No.4:
封箱, 打包, 贴标签。



内箱: CTN-18E

No.3:
将内箱装入外箱 (3内箱/外箱)
注意统一标签方向

No.2:
将卷盘套上PE-32防水袋,
放入1包干燥剂,
真空机封口后装入内箱,
用封箱胶封装好,并贴上标签。

变更
记录
事

变更 记录 事	日期	变更 说明	变更	核准
REV	DATE	MODIFICATION DESCRIPTION	CHANGE	APPROVE
A0	2019/11/27	NEW	-----	-----

工程图 ENGINEERING	绘图 DRAW	苏珊	2019/11/27	SCALE	FIT
X.X	±0.30	设计 DESIGN		UNIT	mm
X.XX	±0.20	审核 CHECK		SIZE	A4
X.XXX	±0.10	核准 APPROVE		SHEET	1/1
Angle	± 2°			PROJ.	☉
DIM	TOL				

料号 PART NO.		1510-11XXG0Z055CR01	
		品名 TITLE:	
SCALE		FIT	
UNIT		mm	
SIZE		A4	
SHEET		1/1	
PROJ.		☉	

WCON

WCON ELECTRONICS (GUANGDONG) CO., LTD

1.00mm PH, H=1.0, R/A&SMT
W/T CAP L=5.5/2.6/1.9 卷装规范