

# HSF

**NOTES:**

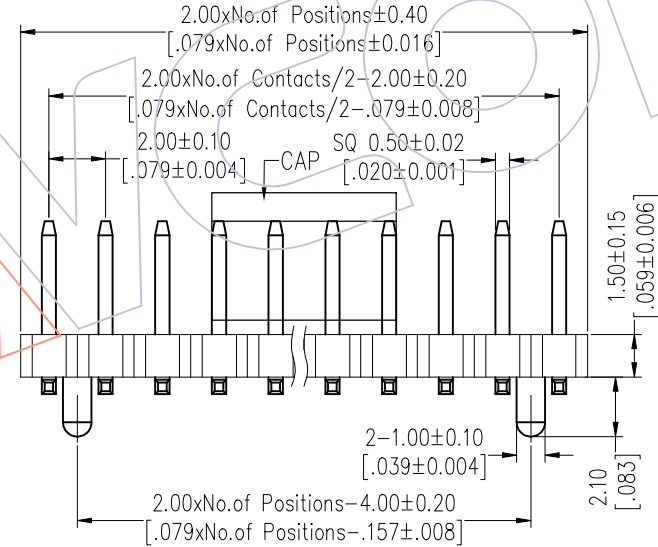
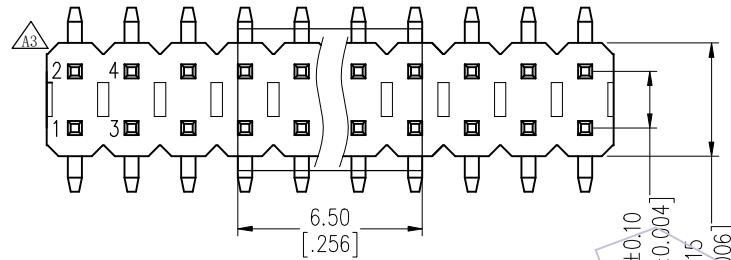
Rated Current: 3.0AMP.(20°C,2\*2P-2\*15P)  
 2.0AMP.(20°C,2\*16P-2\*40P)  $\triangle A4$   
 Contact Resistance: 20m $\Omega$  Max.  
 Withstand Voltage: 500V AC/DC  
 Insulation Resistance: 1000M $\Omega$  Min.  
 Operation Temperature: -40°C to +125°C(Gold Plating)  $\triangle A2$   $\triangle A4$   
 -40°C to +105°C(Tin Plating)  
 Contact Material: Copper Alloy  
 Contact Plating: Au or Sn Over 30u" Min Ni  $\triangle A4$   
 Insulator Material: PA9T+G.F UL94V-0 BK  $\triangle A4$

## Ordering Information

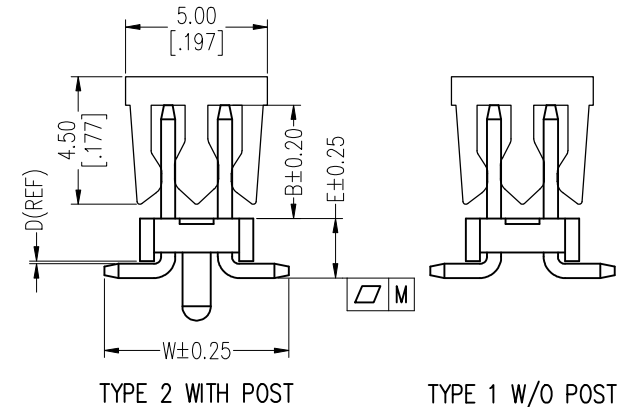
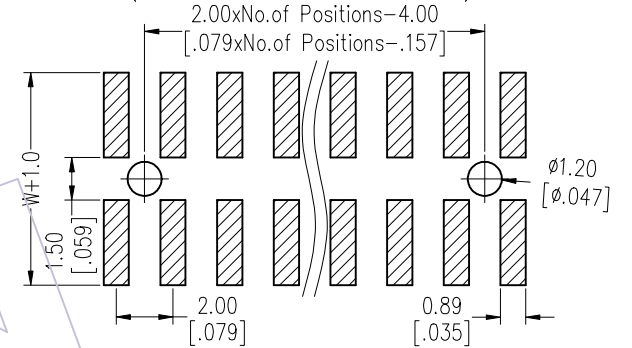
1215- 1 2 XX XX M XXX C R XX  $\triangle A1$

Plastic Layer  
 Plastic Row  
 No. of Pins  
 Per Row: 02-40  
 Contact Plating  
 G0=Gold Flash  
 G3=10u"Au, BG3=8u"PdNi+2u"Au  
 G4=15u"Au, BG4=13u"PdNi+2u"Au  
 G5=30u"Au, BG5=28u"PdNi+2u"Au  
 S0=Gold Flash/Tin  
 S3=10u"Au/Sn, P3=8u"PdNi+2u"Au/Sn  
 S4=15u"Au/Sn, P4=13u"PdNi+2u"Au/Sn  
 S5=30u"Au/Sn, P5=28u"PdNi+2u"Au/Sn  
 SN=Bright Tin  $\triangle A4$   
 SM=Matte Tin  
 Series No.  
 01-99  
 Packing  
 T=Tube  
 P=Tube+CAP  
 R=Tape&Reel+CAP  
 Insulator Material  
 C=PA9T  
 Pin Length  
 L(See Table)  
 Type:  
 M:SMT

| Item      | Pin Length | W   | D   | E   | B   | Mating                    |
|-----------|------------|-----|-----|-----|-----|---------------------------|
| Standard  | 6.3        | 6.5 | 0.1 | 2.1 | 2.5 | 2220T/2221/2228           |
|           | 6.8        |     |     |     | 3.0 | 2227T/2228T/2245          |
|           | 7.3        |     |     |     | 3.5 | 2235/2240N/2243C          |
|           | 7.8        |     |     |     | 4.0 | 2240/2243/2245T/2263/2272 |
| Alternate |            |     |     |     |     |                           |



Recommended P.C.B Layout (Top Side)  
 (PCB BOARD TOLERANCE±0.05)  
 (PCB Thickness: T=1.60m)



|                | PIN | 2-15P | 16-25P | 26-40P |
|----------------|-----|-------|--------|--------|
| $\triangle A2$ | M   | 0.10  | 0.15   | 0.20   |

| REV | DATE       | MODIFICATION DESCRIPTION  | CHANGE       | OPERATION   | DRAW        | DATE       | SCALE | Fit | PART NO.                                       |
|-----|------------|---------------------------|--------------|-------------|-------------|------------|-------|-----|--|
| A4  | 2025/04/07 | Standardization Drawing   | CP           | OPERATION   | DRAW        | 2025/04/07 | SCALE | Fit | PART NO.<br>1215-12XXXXMXXXCRXX $\triangle A4$ |
| A3  | 2023/09/21 | Modify Plastic Appearance | DuYing       | x.X ±0.40   | CP          | 2025/04/07 | UNIT  | mm  | TITLE:<br>PH2.00 DUAL ROW SMT H=1.5            |
| A2  | 2018/09/07 | Modify                    | Ding         | x.XX ±0.25  | CHECK       | 2025/04/07 | SIZE  | A4  |  |
| A0  | 2012/04/18 | NEW                       | William Chen | x.XXX ±0.15 | TANG        | 2025/04/07 | SHEET | 1/3 |  |
| REV | DATE       | MODIFICATION DESCRIPTION  | CHANGE       | Angle ± 3°  | APPROVE     | DATE       | SHEET | 1/3 | Customer NO.                                   |
|     |            |                           |              | DIM TOL     | Steven Zhao | 2025/04/07 | PROJ. |     |  |

**WCON**  
 Http: www.wcon.com

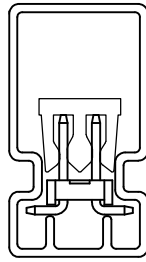
WCON-Dongguan  
 Tel: +86 769 85358920  
 Fax: +86 769 85358915  
 E-mail: sales@wcon.com

WCON-Kunshan  
 Tel: +86 512 57468408  
 Fax: +86 512 57468468  
 E-mail: salesks@wcon.com

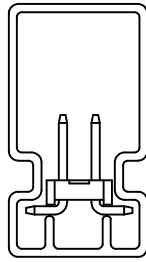
**HSF**

**Packing:**

**Tube:**

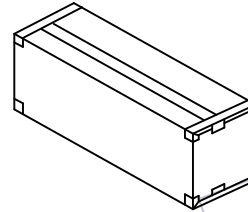


W/T CAP

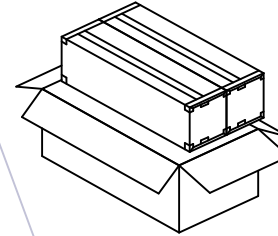



W/O CAP

Tube(L=600mm)

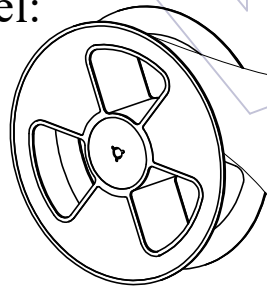


Inner Box

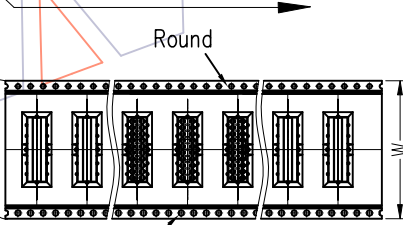


Box

**Reel:**

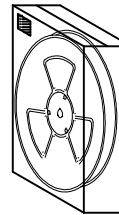
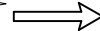


客户安装时拉出方向  
Customer pull out direction

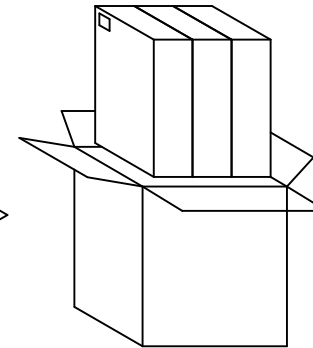


Round

Ellipse



Inner Box



Box (Put in 3 Inner Box)

|     |            |                           |              |             |             |            |       |     |  |
|-----|------------|---------------------------|--------------|-------------|-------------|------------|-------|-----|--|
| A4  | 2025/04/07 | Standardization Drawing   | CP           | OPERATION   | DRAW        | DATE       | SCALE | Fit | PART NO.<br>1215-12XXXXMXXXCRXX $\Delta$ |
| A3  | 2023/09/21 | Modify Plastic Appearance | DuYing       | x.X ±0.40   | CP          | 2025/04/07 | UNIT  | mm  |  |
| A2  | 2018/09/07 | Modify                    | Ding         | x.XX ±0.25  | CHECK       | DATE       | SIZE  | A4  | TITLE:<br>PH2.00 DUAL ROW SMT H=1.5      |
| A0  | 2012/04/18 | NEW                       | William Chen | x.XXX ±0.15 | TANG        | 2025/04/07 | SHEET | 2/3 |  |
| REV | DATE       | MODIFICATION DESCRIPTION  | CHANGE       | Angle ± 3°  | APPROVE     | DATE       | PROJ. |     | Customer NO.                             |
|     |            |                           |              | DIM TOL     | Steven Zhao | 2025/04/07 |       |     |  |

**WCON**

Http: www.wcon.com

WCON-Dongguan  
Tel: +86 769 85358920  
Fax: +86 769 85358915  
E-mail: sales@wcon.com

WCON-Kunshan  
Tel: +86 512 57468408  
Fax: +86 512 57468468  
E-mail: salesks@wcon.com

HSF

Packaging Quantity Refers To The Following Table

| PINS /Row | Q'ty/Tube | Q'ty/Inner Box | Q'ty/Box | PINS /Row | Q'ty/Tube | Q'ty/Inner Box | Q'ty/Box |
|-----------|-----------|----------------|----------|-----------|-----------|----------------|----------|
| 4         | 72        | 8,640          | 17,280   | 23        | 12        | 1,440          | 2,880    |
| 5         | 58        | 6,960          | 13,920   | 24        | 12        | 1,440          | 2,880    |
| 6         | 48        | 5,760          | 11,520   | 25        | 11        | 1,320          | 2,640    |
| 7         | 41        | 4,920          | 9,840    | 26        | 11        | 1,320          | 2,640    |
| 8         | 35        | 4,200          | 8,400    | 27        | 10        | 1,200          | 2,400    |
| 9         | 32        | 3,840          | 7,680    | 28        | 10        | 1,200          | 2,400    |
| 10        | 28        | 3,360          | 6,720    | 29        | 9         | 1,080          | 2,160    |
| 11        | 25        | 3,000          | 6,000    | 30        | 9         | 1,080          | 2,160    |
| 12        | 23        | 2,760          | 5,520    | 31        | 9         | 1,080          | 2,160    |
| 13        | 21        | 2,520          | 5,040    | 32        | 9         | 1,080          | 2,160    |
| 14        | 20        | 2,400          | 4,800    | 33        | 8         | 960            | 1,920    |
| 15        | 19        | 2,280          | 4,560    | 34        | 8         | 960            | 1,920    |
| 16        | 17        | 2,040          | 4,080    | 35        | 8         | 960            | 1,920    |
| 17        | 16        | 1,920          | 3,840    | 36        | 8         | 960            | 1,920    |
| 18        | 16        | 1,920          | 3,840    | 37        | 7         | 840            | 1,680    |
| 19        | 15        | 1,800          | 3,600    | 38        | 7         | 840            | 1,680    |
| 20        | 14        | 1,680          | 3,360    | 39        | 7         | 840            | 1,680    |
| 21        | 13        | 1,560          | 3,120    | 40        | 7         | 840            | 1,680    |
| 22        | 13        | 1,560          | 3,120    |           |           |                |          |

B=2.5/3.0/3.5/4.0

| PINS /Row | W  | Q'ty/Reel | Q'ty/Inner Box | Q'ty/Box |
|-----------|----|-----------|----------------|----------|
| 2         | 16 | 450       | 1,800          | 5,400    |
| 3         | 24 | 450       | 1,350          | 4,050    |
| 4         | 24 | 450       | 1,350          | 4,050    |
| 5         | 24 | 450       | 1,350          | 4,050    |
| 6         | 24 | 450       | 1,350          | 4,050    |
| 7         | 32 | 450       | 900            | 2,700    |
| 8         | 32 | 450       | 900            | 2,700    |
| 9         | 44 | 450       | 900            | 2,700    |
| 10        | 44 | 450       | 900            | 2,700    |
| 11        | 44 | 450       | 900            | 2,700    |
| 12        | 44 | 450       | 900            | 2,700    |
| 13        | 44 | 450       | 900            | 2,700    |
| 14        | 44 | 450       | 900            | 2,700    |
| 15        | 56 | 450       | 450            | 1,350    |
| 16        | 56 | 450       | 450            | 1,350    |
| 17        | 56 | 450       | 450            | 1,350    |
| 18        | 56 | 450       | 450            | 1,350    |

B=2.5/3.0/3.5/4.0

| PINS /Row | W  | Q'ty/Reel | Q'ty/Inner Box | Q'ty/Box |
|-----------|----|-----------|----------------|----------|
| 19        | 56 | 450       | 450            | 1,350    |
| 20        | 56 | 450       | 450            | 1,350    |
| 21        | 72 | 450       | 450            | 1,350    |
| 22        | 72 | 450       | 450            | 1,350    |
| 23        | 72 | 450       | 450            | 1,350    |
| 24        | 72 | 450       | 450            | 1,350    |
| 25        | 72 | 450       | 450            | 1,350    |
| 26        | 72 | 450       | 450            | 1,350    |
| 27        | 72 | 450       | 450            | 1,350    |
| 28        | 72 | 450       | 450            | 1,350    |
| 29        | 88 | 450       | 450            | 1,350    |
| 30        | 88 | 450       | 450            | 1,350    |
| 31        | 88 | 450       | 450            | 1,350    |
| 32        | 88 | 450       | 450            | 1,350    |
| 33        | 88 | 450       | 450            | 1,350    |
| 34        | 88 | 450       | 450            | 1,350    |
| 35        | 88 | 450       | 450            | 1,350    |

|     |            |                           |              |             |             |            |       |     |                              |
|-----|------------|---------------------------|--------------|-------------|-------------|------------|-------|-----|------------------------------|
| A4  | 2025/04/07 | Standardization Drawing   | CP           | OPERATION   | DRAW        | DATE       | SCALE | Fit | PART NO.                     |
| A3  | 2023/09/21 | Modify Plastic Appearance | DuYing       | x.x ±0.40   | CP          | 2025/04/07 | UNIT  | mm  | 1215-12XXXXMXXXCRXX $\Delta$ |
| A2  | 2018/09/07 | Modify                    | Ding         | x.xx ±0.25  | CHECK       | DATE       | SIZE  | A4  | TITLE:                       |
| A0  | 2012/04/18 | NEW                       | William Chen | x.xxx ±0.15 | TANG        | 2025/04/07 | SHEET | 3/3 | PH2.00 DUAL ROW SMT H=1.5    |
| REV | DATE       | MODIFICATION DESCRIPTION  | CHANGE       | Angle ± 3°  | APPROVE     | DATE       | PROJ. |     | Customer NO.                 |
|     |            |                           |              | DIM TOL     | Steven Zhao | 2025/04/07 |       |     |                              |



Http: www.wcon.com  
WCON-Dongguan Tel: +86 769 85358920  
WCON-Kunshan Tel: +86 512 57468408  
Fax: +86 769 85358915 Fax: +86 512 57468468  
E-mail: sales@wcon.com E-mail: salesks@wcon.com